

# CANVAS for Families

Welcome!

- You can use your computer or phone to follow along with us today OR just listen and try it out later, we will provide the step-by-step directions to take with you.

If you need help or have a question during the session please use the comment feature in FaceBook and we will respond in the chat or aloud.

# Our Goals Together Today:

---

1. Understand what Canvas is and why we are using this tool?
2. What should I expect to see in all Canvas Courses?
3. How do I access Canvas as a Parent or Guardian? How do I access the language that is best for me?
4. Now that I have access, what are the functions of Canvas?
5. What is Google Read & Write and how do we access?

ACCESS this presentation: [bit.ly/cmsFamily](https://bit.ly/cmsFamily)

# What is Canvas?



Canvas is an Online Learning Management Software Program. It is available through any web browser or as an app on your smartphone or mobile device. It streamlines classroom work to one location where teachers can post and grade assignments, and students can complete work and receive feedback from teachers. Canvas was adopted by the State of North Carolina in 2014 for all public school districts. UNCC (University of North Carolina at Charlotte), CPCC (Central Piedmont Community College), and NCVPS (North Carolina Virtual Public Schools) have also adopted the use of Canvas.

To find out more about Canvas: <https://www.canvaslms.com/k-12/>

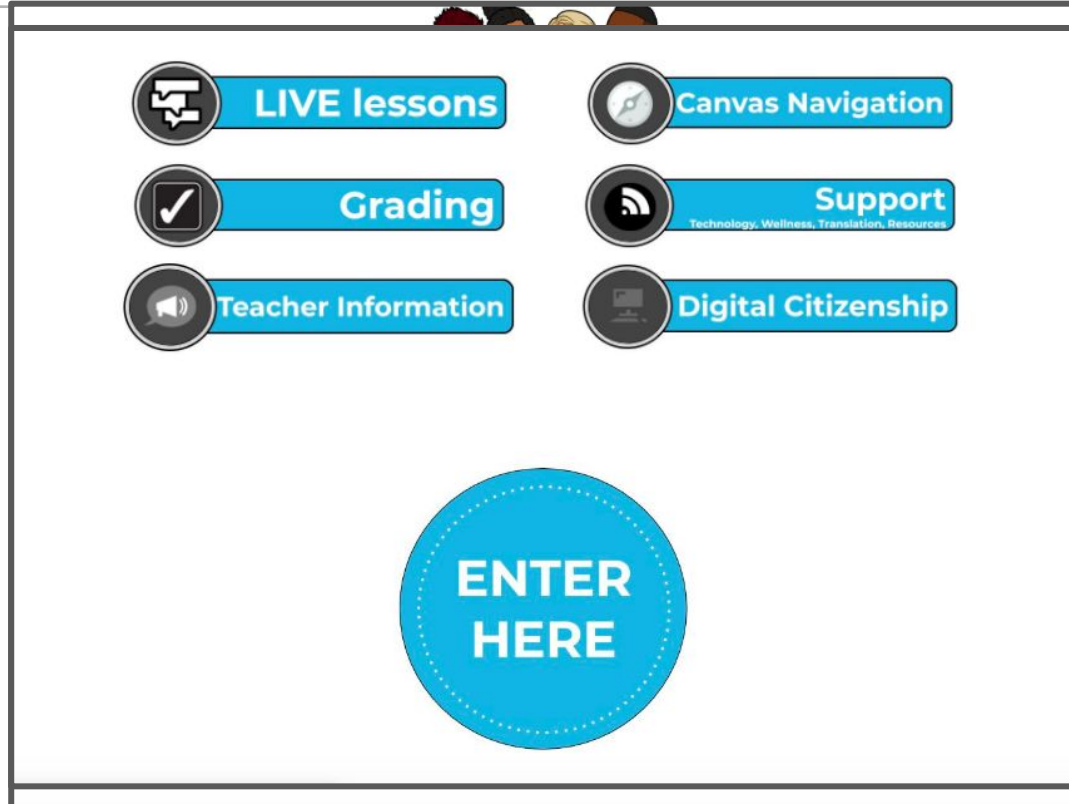
# Why are we using Canvas?

---

- Provides a consistent experience for students and families
- Connects to PowerSchool for grades
- One stop location for lessons, assignments and collaboration
- Teacher and Student interaction

ACCESS this presentation: [bit.ly/cmsFamily](https://bit.ly/cmsFamily)

# Universal Canvas Template



ACCESS this presentation: [bit.ly/cmsFamily](https://bit.ly/cmsFamily)

# Let's Talk about Access

- Student Access
- Parent Access

# How do Students access Canvas?

<https://canvas.cmslearns.org/discovery/>

## Canvas Login Options

### Staff and Students Login

Login with **NCEdCloud IAM**

Login with **Google**

### Parent/Guardian/Observer Login

*Not for students or CMS staff accounts*

Login to Canvas

Learn more about Canvas

# The Canvas Parent App



Is for free and mobile devices and found in either the Google Play or Apple App Store.

Install the Canvas Parent App on Android Devices  
(Android smart phones or tablets)



GET IT ON  
**Google Play**

Install the Canvas Parent App on iOS Devices  
(iPhone or iPad)



Available on the  
**App Store**




# First Time Accessing The Parent App

Open the Canvas Parent App

Begin by selecting the "Find School" button the first time you access the app.

1



ACCESS this presentation: [bit.ly/cmsFamily](https://bit.ly/cmsFamily)

# First Time Accessing The Parent App

In the *Find your school or district* box, enter **CMS**.

Select the option that says  
**Charlotte-Mecklenburg Schools -  
Parents**

What's your school's name?

Find your school or district

[How do I find my school?](#)

What's your school's name?

**CMS**

Charlotte Christian School

Charlotte - Mecklenburg Schools

**Charlotte-Mecklenburg Schools - Parents**

Charlotte-Mecklenburg Schools - Teachers/Students


Charlottesville City Schools

# First Time Accessing The Parent App

Select "CREATE ACCOUNT" the first time you access the app.

Complete the form on the next screen.

**\*including the Student Pairing Code**



Parent Signup ×

---


Your Name

Your Email

Password

Re-enter Password

[^](#) [v](#) [Done](#)



Canvas

[Log In](#)

[Forgot Password?](#)

[Parent of a Canvas User?](#)

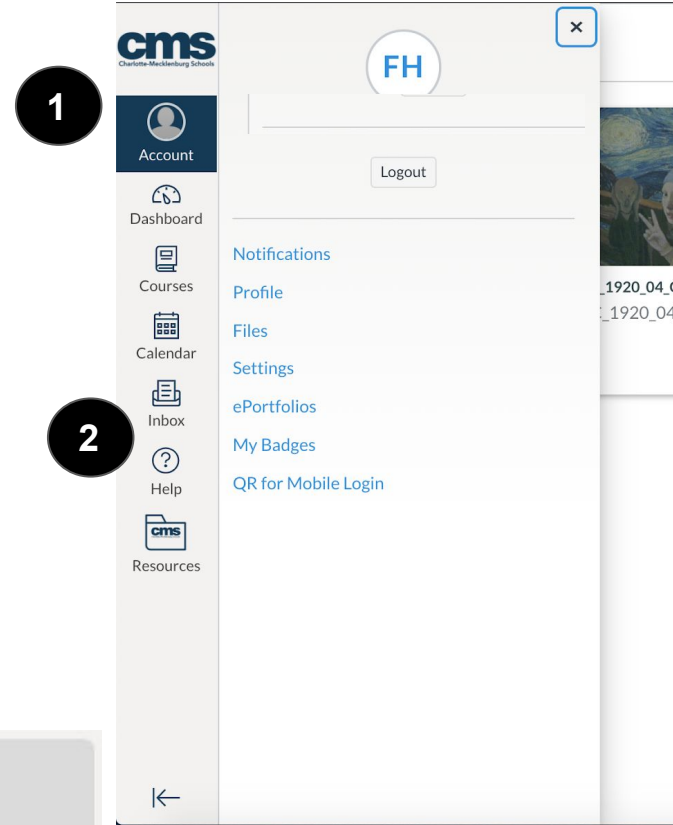
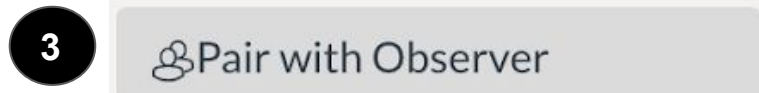
**Create Account**

# To find Student Pairing Code:

the student will need to log into their Canvas Account

(my.ncedcloud.org OR cms.instructure.com)

1. Click on the Account icon
2. Choose Settings
3. Select Pair with Observer



- Account
- Dashboard
- Courses
- Calendar
- Inbox
- Help
- Resources

- Notifications
- Profile
- Files
- Settings**
- ePortfolios
- My Badges



## Settings

Pairing Code is only good once and expires after 24 hours.

### Ways to Contact

#### Email Addresses



+ Email Address


#### Other Contacts Type

+ Contact Method

Edit Settings

Download Submissions

Pair with Observer



## Web Services

Canvas can make your life a lot easier by tying itself in with the web tools you already use. Click any of the services in "Other Services" to see what we mean.

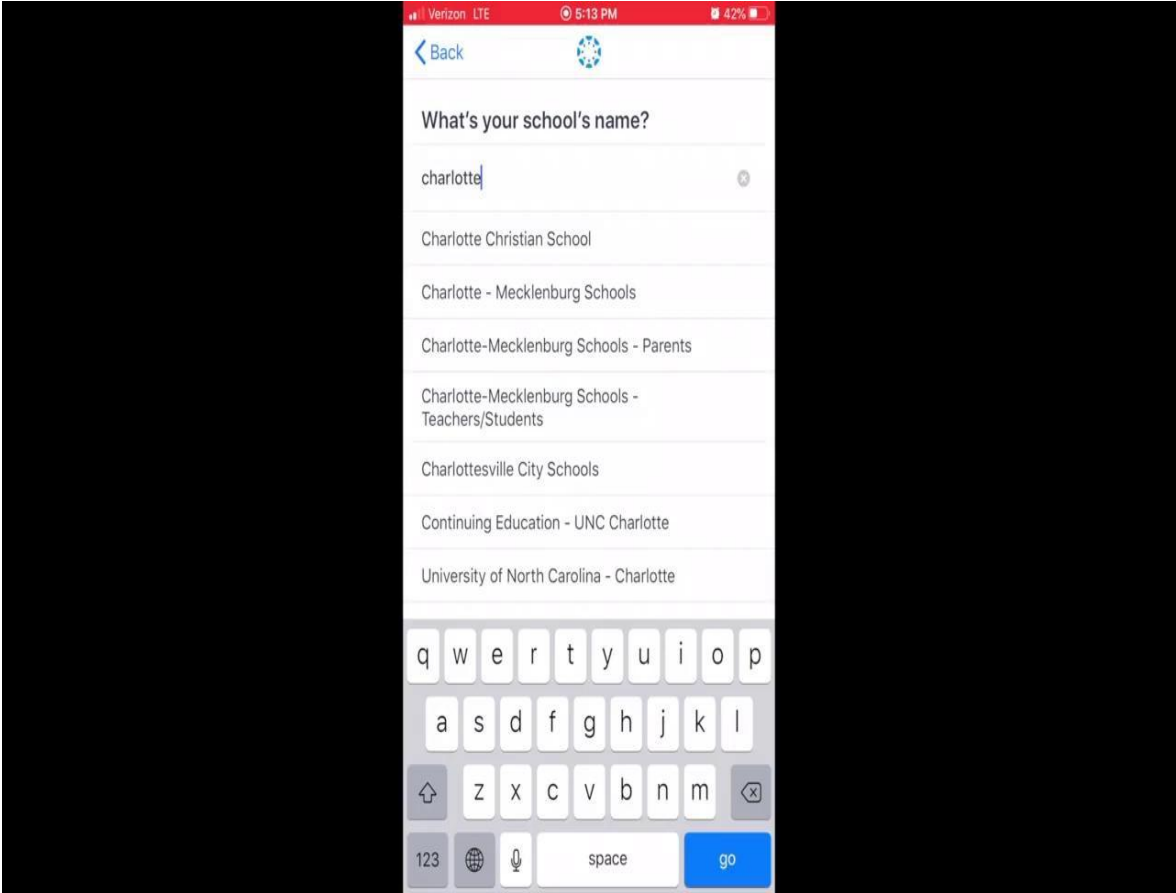
Let fellow course/group members see which services I've linked to my profile

Registered Services

Other Services



# Let's Watch



# How do Students access Canvas?

<https://canvas.cmslearns.org/discovery/> OR  
<https://cms.instructure.com/login/canvas>

## Canvas Login Options

### Staff and Students Login

Login with 

Login with 

### Parent/Guardian/Observer Login

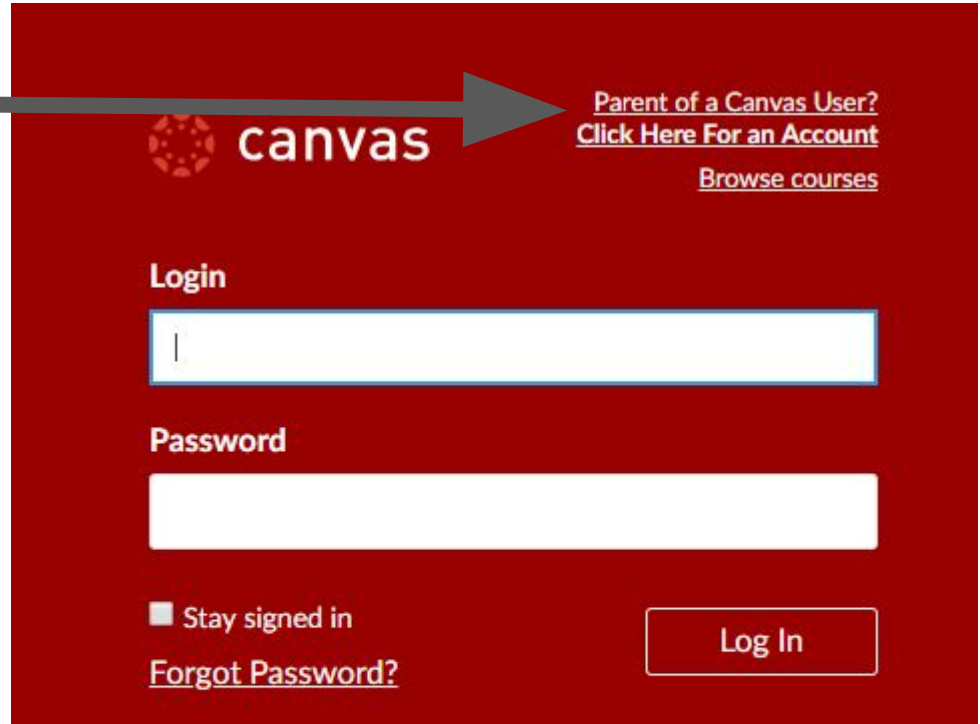
*Not for students or CMS staff accounts*

Login to Canvas

Learn more about Canvas

# The Canvas Parent Website

Click Parent of a  
Canvas User?  
Click Here for an  
Account  
To register and set up  
an account



Parent of a Canvas User?  
[Click Here For an Account](#)  
[Browse courses](#)

canvas

Login

Password

Stay signed in

[Forgot Password?](#)

Log In

<https://cms.instructure.com/login/canvas>

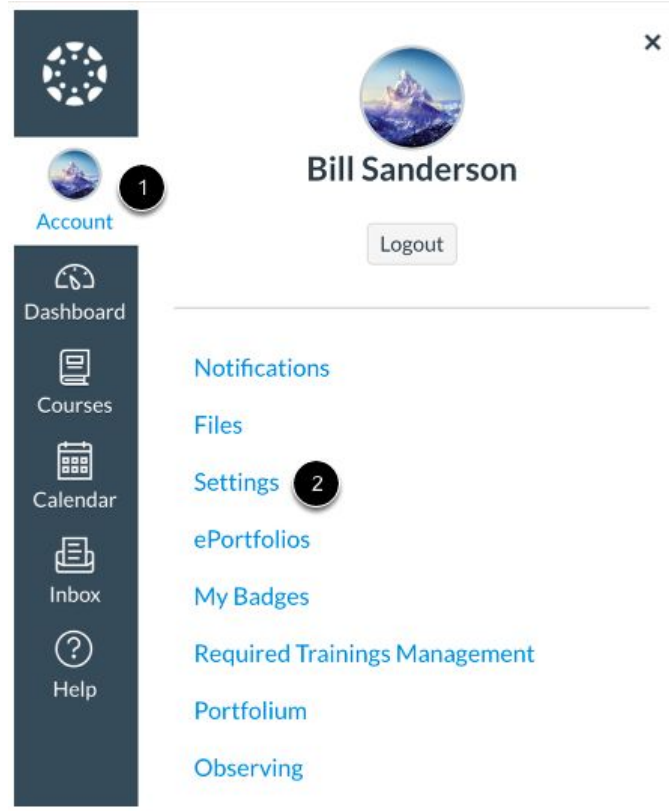


# How Can I update Language?

You will update the language preference in the website version of Canvas. Once this update is made it will be reflected in your Canvas Parent App. It will not make changes to the Student Experience in Canvas.

ACCESS this presentation: [bit.ly/cmsFamily](https://bit.ly/cmsFamily)

# How Can I update Language?



The image shows a user profile page for Bill Sanderson. On the left is a dark navigation sidebar with icons and labels for Dashboard, Courses, Calendar, Inbox, and Help. The main content area shows the user's profile picture, name, and a Logout button. Below the profile information is a list of menu items: Notifications, Files, Settings, ePortfolios, My Badges, Required Trainings Management, Portfolium, and Observing. Two red circles with numbers 1 and 2 highlight the 'Account' link in the sidebar and the 'Settings' menu item, respectively.

Account **1**

Dashboard

Courses

Calendar

Inbox

Help

Bill Sanderson

Logout

Notifications

Files

Settings **2**

ePortfolios

My Badges

Required Trainings Management

Portfolium

Observing

# How Can I update Language?

Ways to Contact

---

Email Addresses

---

bill.sanderson.canvas... ★

---

canvasobserver@gmail... 🗑️

---

+ Email Address

---

Other Contacts      Type


---

8885555555@txt.att.net      sms 🗑️

---

+ Contact Method

---


 Edit Settings

---

↓ Download Submissions

---

3

 Bill Sanderson's Settings

---

Cancel      Update Settings

---

Pronouns: They/Them ▾  
These pronouns will appear after your name when shown in the UI

Default Email: bill.sanderson.canvas@gmail.cor ▾

Language: System Default (English (US)) ▾

This will override any browser or account settings.

Time Zone: Mountain Time (US & Canada) (- ▾

Password:  Change Password

4



# How Can I update Language?

## View Preferred Language

☰ profil de Bill Sanderson

---

Notifications

Fichiers

**Paramètres**


Portefeuilles électroniques

My Badges

Required Trainings Management

Folio

Observer



### Les paramètres de Bill Sanderson

Nom complet:\* **Bill Sanderson**  
Ce nom sera utilisé par les enseignants pour la notation.

Nom d'affichage: **Bill Sanderson**  
Ce nom sera visible publiquement dans les discussions, les messages et les commentaires.

Nom répertorié: **Sanderson, Bill**  
Ce nom apparaît dans des listes de tri.

Pronoms: **Eux/Leur**  
Ces pronoms apparaîtront après votre nom lorsqu'ils seront affichés dans l'interface utilisateur.

E-mail par défaut: **bill.sanderson.canvas@gmail.com**

Langue: **Français**

Fuseau horaire: **Heure des Rocheuses (États-Unis et Canada)**

### Services Web

Canvas peut vous simplifier la vie en se jumelant aux outils Web que vous utilisez déjà. Cliquez sur un

# Let's Talk about Function

- Check Assignments and Due Dates
- View Grades
- Get Email Updates
- Communicate with Teachers

ACCESS this presentation: [bit.ly/cmsFamily](https://bit.ly/cmsFamily)

# Your student's courses

You may not see any courses if the teacher has not published their course for your student to see it.



Computer Science Discoveries II - S2 - Able  
(BU012YB402)

Computer Science Discoveries II (BU012YB402)

No Grade

Health and Physical Education Grade 7 - S2 -  
Bowman (60472Y0400)

Health and Physical Education Grade 7 (60472Y0400)

No Grade

Homeroom (6-8) - 19-20 - Rodriquez  
(99329Y0900)

Homeroom (6-8) (99329Y0900)

No Grade

IB MYP Honors ELA Grade 7 - 19-20 - Finger  
(10572Y0941)

IB MYP Honors ELA Grade 7 (10572Y0941)



Courses



Calendar



Alerts

# Your student's courses

When courses are available, you will be able to see assignment details such as due dates as well as your student's work submitted for that assignment.

Verizon 8:52 AM 75%

< IB MYP Honors ELA

**Quarter 4** [Clear filter](#)

Total Grade 100%

Informal

	<b>Truth</b> Apr 20, 2020 at 11:59 PM Submitted	- / 1
	<b>You Can Buy Happiness, If it's in an Experience</b> Apr 7, 2020 at 11:59 PM Submitted	- / 1
	<b>I Wandered Lonely As A Cloud</b> Apr 21, 2020 at 11:59 PM Submitted	- / 1
	<b>TDQ: You Can Buy...If it is an Experience</b> Apr 7, 2020 at 11:59 PM Submitted	4 / 4
	<b>From Blossoms</b> Apr 22, 2020 at 11:59 PM Not Submitted	- / 1
	<b>Pairing Qs: High Incomes and Buy Happiness</b> Apr 7, 2020 at 11:59 PM Submitted	
	<b>Gratefulness Leads to Happiness: Final</b>	

# Contact the Teacher

Communicate with the teacher by selecting the comment button.

Verizon 8:52 AM 75%

< IB MYP Honors ELA

**Quarter 4** [Clear filter](#)

Total Grade 100%

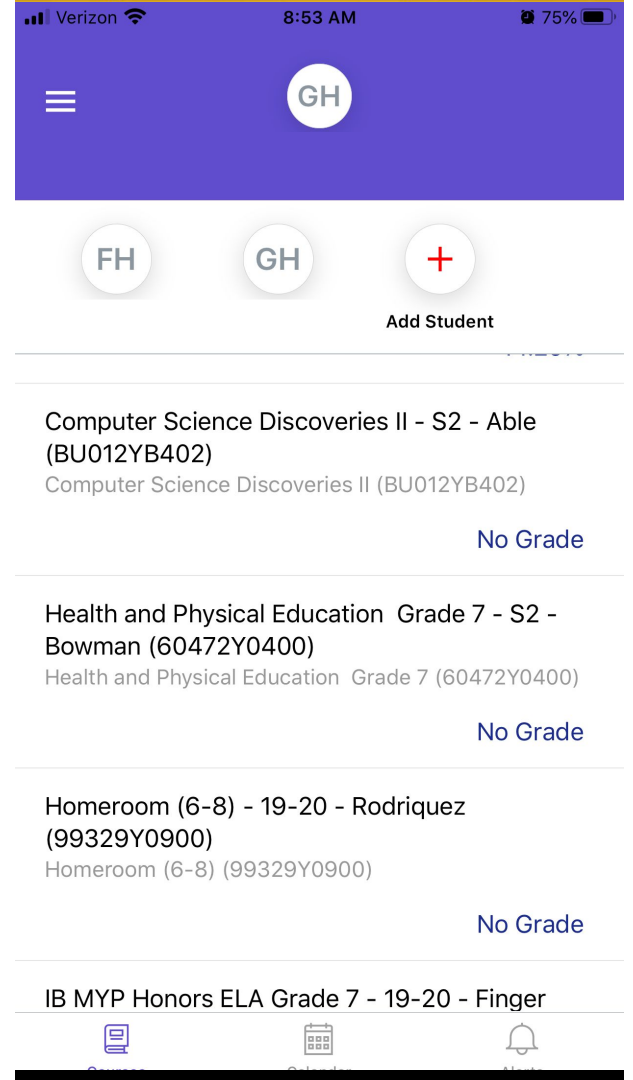
Informal

	<b>Truth</b> Apr 20, 2020 at 11:59 PM Submitted	- / 1
	<b>You Can Buy Happiness, If it's in an Experience</b> Apr 7, 2020 at 11:59 PM Submitted	- / 1
	<b>I Wandered Lonely As A Cloud</b> Apr 21, 2020 at 11:59 PM Submitted	- / 1
	<b>TDQ: You Can Buy...If it is an Experience</b> Apr 7, 2020 at 11:59 PM Submitted	4 / 4
	<b>From Blossoms</b> Apr 22, 2020 at 11:59 PM Not Submitted	- / 1
	<b>Pairing Qs: High Incomes and Buy Happiness</b> Apr 7, 2020 at 11:59 PM Submitted	
	<b>Gratefulness Leads to Happiness: Final</b>	



# Add Students

Select the arrow next to the students name to see all students you are observing. Click the Add Student button to add additional students.



# Education



HP Reveal



30hands



Student



Canvas Parent



GooseChase



moments



Polls



Seesaw




# Let's Talk about Google Read & Write

- Digital Tool for all K-12 students that allows for interaction with Google tools and websites

ACCESS this presentation: [bit.ly/cmsFamily](https://bit.ly/cmsFamily)

# Read & Write for Google Chrome



# Getting the

1. Login to Google Chrome with your child's CMS Google Account login information..
2. Click the icon and accept any permissions.

Additional Information: [bit.ly/RW4Gcms](https://bit.ly/RW4Gcms)

# THANK YOU!

Where to go for additional support:

1. CMS Website
2. Canvas Presentation: [bit.ly/cmsFamily](https://bit.ly/cmsFamily)
3. School & Teacher: contact school
4. Google Read & Write: [bit.ly/RW4Gcms](https://bit.ly/RW4Gcms)
5. CMS Hotline: [980-343-3001](tel:980-343-3001)